


# **Interregional Distribution Grid Company of Siberia**

# Corporate Profile

Открытое  
Акционерное  
Общество



Межрегиональная  
распределительная сетевая  
компания Сибири



**Executive Service – OJSC «IDCG of Siberia»**



<b>8 Branches:</b> Altaienergo Buryatenergo Krasnoyarskenergo Kuzbassenergo-REG Omskenergo Khakasenergo Chitaenergo	<b>1 Individual Executive Body:</b> Tomsk Distribution Company (TDC)	<b>13 Associated Companies (ACs):</b> Tyvaenergo 12 associated companies – repair and services, transport, consulting and other Companies
--	---	---




**40 Regional Operating Departments**



**250 Electric Grid Regions**

Service area – 2 286 thousand square km  
Service area coverage – 4 time zones  
Power grid facilities: 1 177 366 cond. units  
Primary equipment:  
Power lines  
    0.38 -110 kW – 253 773 km  
Substations 35 -110 kW – 1 881 ea. (31 143 MVA)  
              6 -10 kW – 51 261 ea. (11 767 MVA)



## Mission:


- Power and reliability – our contribution into prosperity of Russia.
- To bring comfort and confidence for each family, each household;
- To create conditions to develop small and medium size enterprises;
- To continue traditions of building-up the innovation-based industrial might of the country;
- To appreciate, help disclose creative potential of our personnel and their continuing development;

## Strategic Goals:

- To increase Company capitalization;
- To ensure system reliability and safety;
- To promote self-sustained development of quality and scope of services;
- To improve efficiency of resources utilization rate;
- To improve management efficiency.

# Brief History of Company Development

Открытое  
Акционерное  
Общество




Межрегиональная  
распределительная сетевая  
компания Сибири

- 04.07.2005 – state registration of IDGC of Siberia
- From 01.06.2006 to 31.03.2008 – IDGC of Siberia performed functions of individual executive body in the following distribution network companies (DNC): Altaienergo; Buryatenergo; Krasnoyarskenergo; Kuzbassenergo– REG; Omskenergo; Tomsk Distribution Company (TDC); Khakasenergo; Chitaenergo.
- 31.03.2008 – reorganization of DNC by takeover to IDGC of Siberia (except for TDC).
- Plans for 2009 – to take over TDC and Tyvaenergo.

# Joint Stock Structure 15.08.2008

Открытое  
Акционерное  
Общество



Межрегиональная  
распределительная сетевая  
компания Сибири

Authorized capital of the Company is \$ 364 765 939 and consists of 89 367 655 115 shares denominated at \$ 0.004 each.



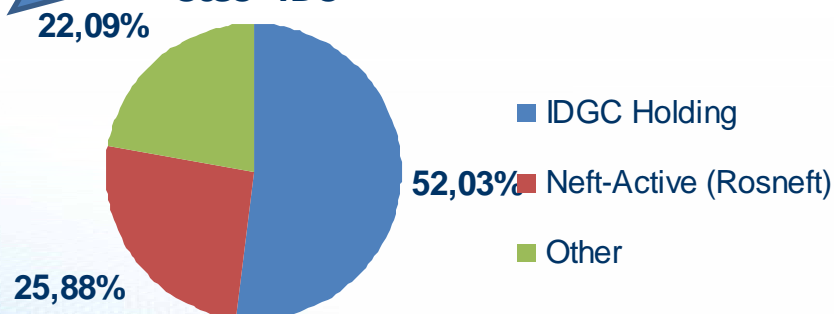
Description	Share of stock, %
OJSC «IDGC Holding»	52,88
OJSC «Siberian Coal Power Company» (OJSC «SUEK»)	0,30
CJSC «Interregional Power Grid Distribution Company» (the Company dissociated from OJSC «SUEK»)	28,05
OJSC «MMC «Norilsk Nickel»	8,22
Other shareholders	10,55
<b>Total</b>	<b>100</b>



**OJSC "Tyvaenergo"**




**OJSC "TDC"**





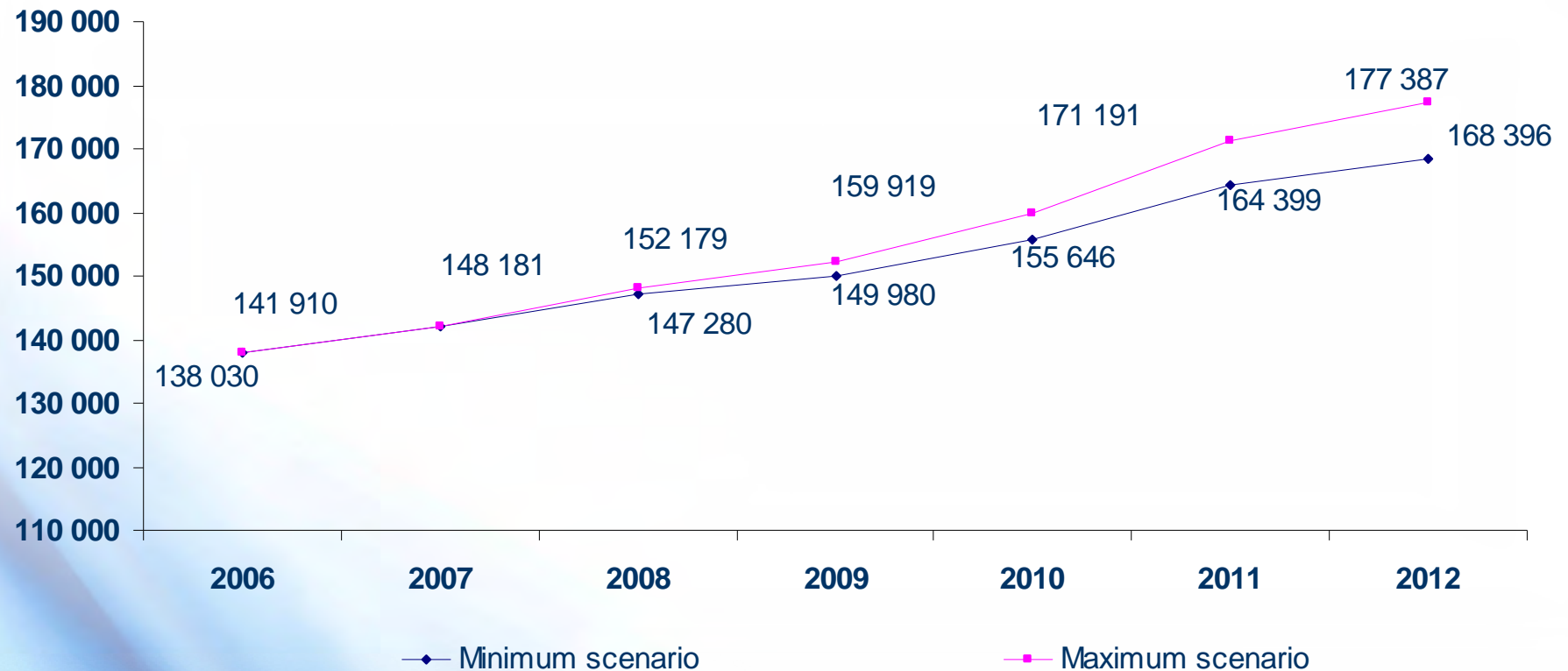
# Power Consumption Growth Forecast

Открытое  
Акционерное  
Общество



Межрегиональная  
распределительная сетевая  
компания Сибири

MW/hour



**Power consumption growth in 2007-2012:  
Min-18.7%, Max-25%**




**Integrated approach to development plans of all main energy subjects involves conclusion with regional administrations of Agreements on integrated development of power industry**

## Parameters of signed / to be signed Agreements (2008-2012)

Branches /	Total investments over 5 years (\$million VAT excluding)	Planned growth	
		MVA	km
TDC (signed 26.02.08)	127	345	157
Kuzbassenergo-REG signed (18.03.08)	333	812	312
Krasnoyarskenergo	618	1 711	757
Omskenergo	624	864	281
Tyvaenergo	240	91	354
Altaienergo	225	639	357
Buryateenergo	85	131	12
Khakasenergo	185	366	215
Chitaenergo	212	694	2 069

**Total in IDGC of Siberia in 2008-2012: \$2.65 billion / 5 653 MVA/ 4 514 km**



## Most power intensive projects of regional economy development providing for prospective demand for electric energy and power :

### Government Program «Affordable Housing for Citizens of Russia» (during 2007 – 2010):

- *Kuzbassenergo-REG*- 175 MW
- *Omskenergo* - 93.6 MW
- *Chiraenergo* – 32.3 MW
- *OJSC «TDC»* - 70 MW


### Participation in «Special Economic Zones» projects:

- *Altaienergo* (tourist and gambling zones) – 277MW
- *Buryatenergo* (Individual economic zone «Baikal») – 72.7MW

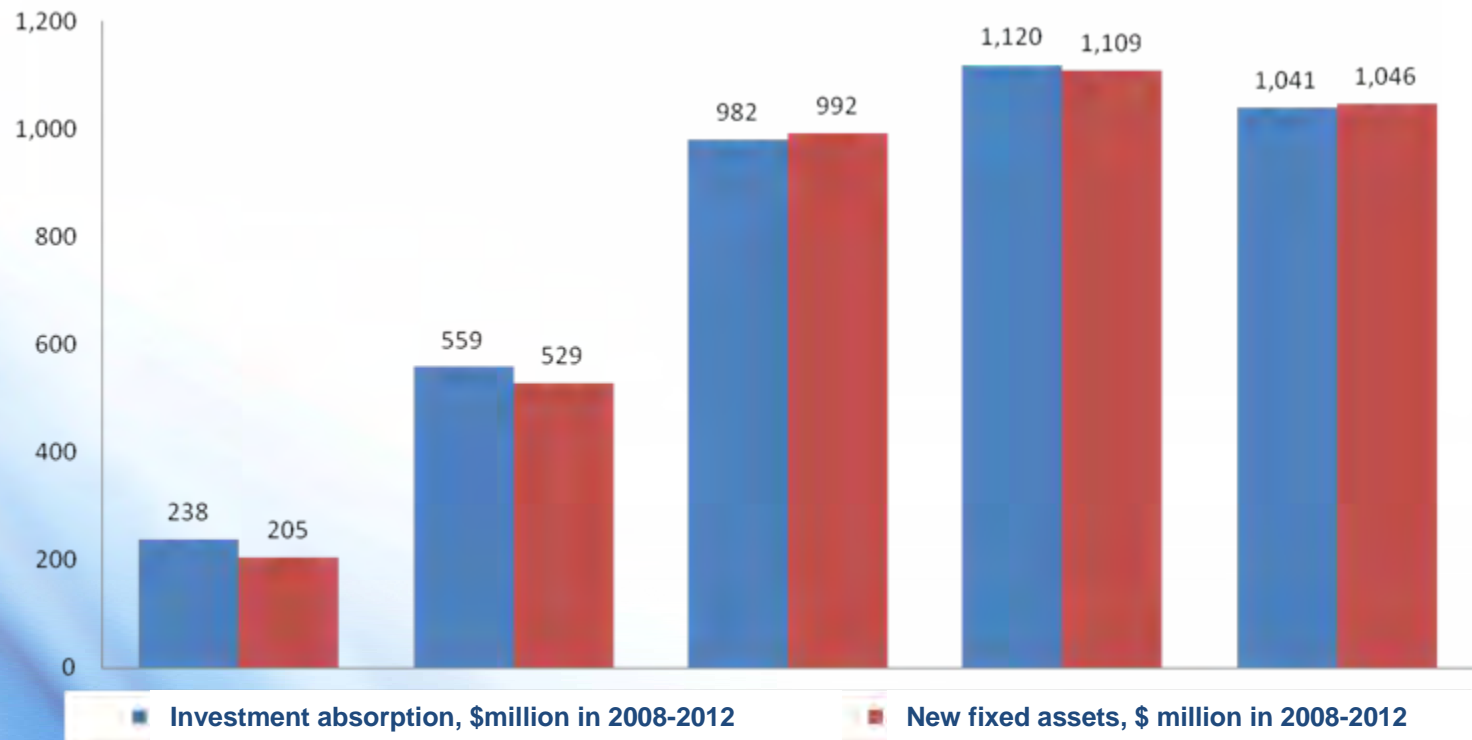
### Other regional programs:

- *Chitaenergo*:
  - «Economic and Social Development of the Far East and Transbaikal Region in 1996-2005 and up to 2010 (electrification of Transbaikal Railway facilities)» Program - 75.5MW
  - Construction of Transbaikal Mining-Metallurgical Complex – 258MW
- *Buryatenergo*:
  - Social-Economic Development of Republic of Buryatia Program – 46.2 MW
- *Krasnoyarskenergo*:
  - Integrated development of the Lower Angara Region + Krasnoyarsk Development Program - 288 MW
- *Kuzbassenergo – REG*:
  - Meet the growing demand of coal industry, non-ferrous and ferrous metallurgy, enhance reliability of supply of the central and southern parts of Kemerovo oblast – 431 MW





## Investment Development Program Dynamics in 2008-2012

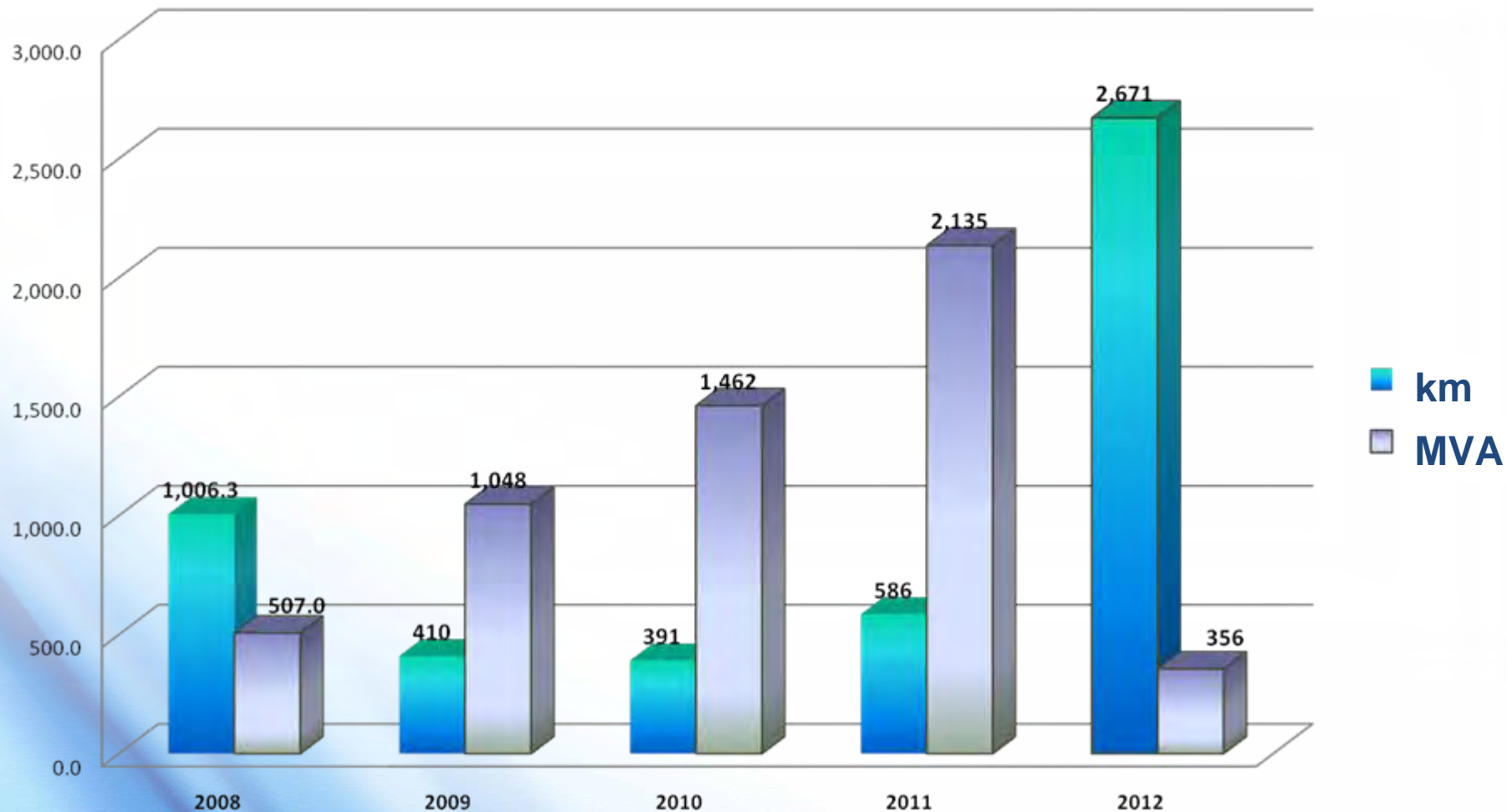


# Fixed Asset Growth Dynamics Investment Development Program 2008 – 2012

Открытое  
Акционерное  
Общество




Межрегиональная  
распределительная сетевая  
компания Сибири



# Consumption of Fixed Capital

Открытое  
Акционерное  
Общество




Межрегиональная  
распределительная сетевая  
компания Сибири

**2008 ≈ 68.5% → 2012 ≈ 37.3%**

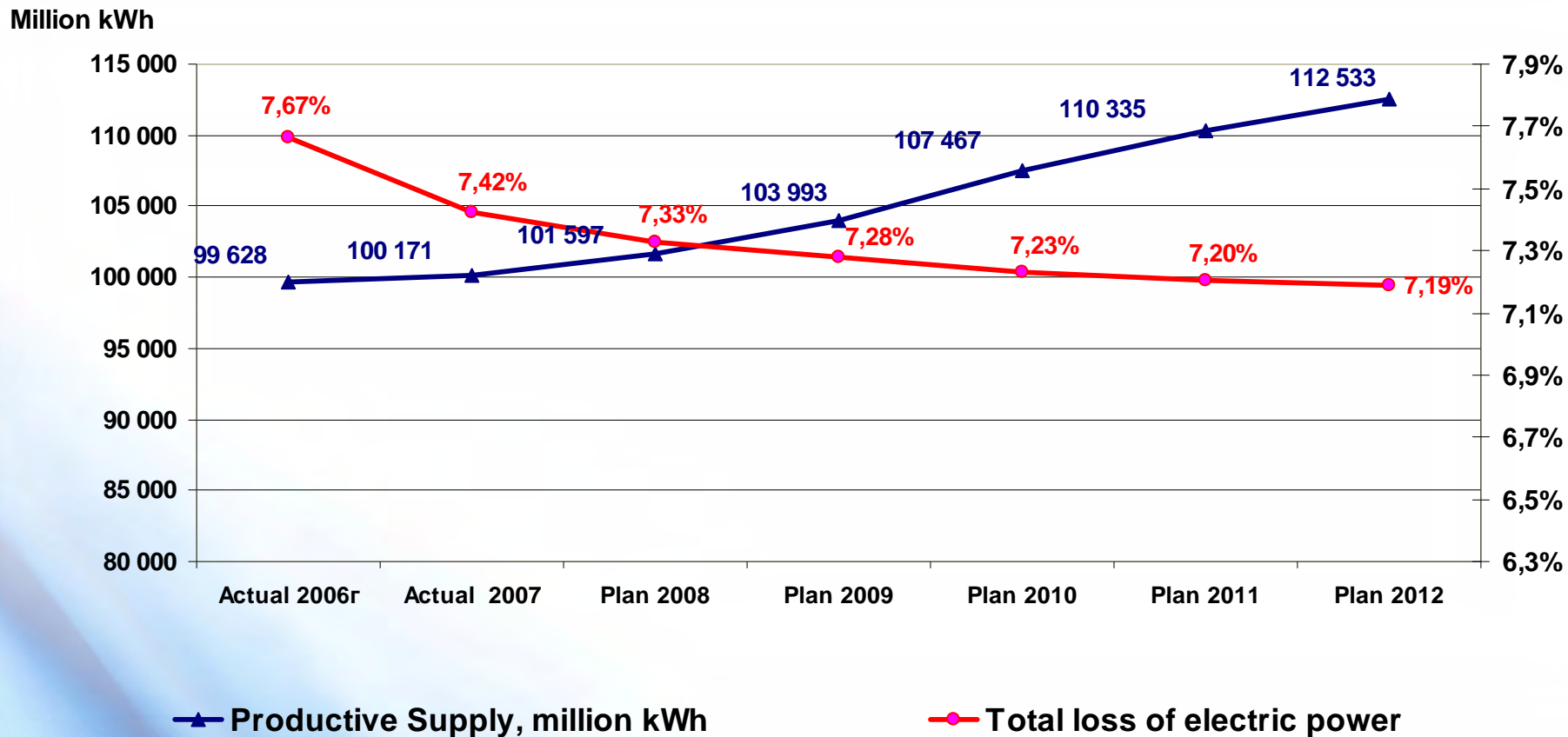


# Productive Supply and Total Loss

Открытое  
Акционерное  
Общество




Межрегиональная  
распределительная сетевая  
компания Сибири



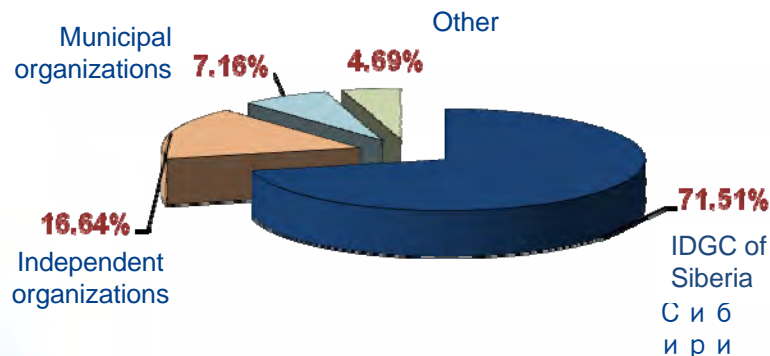


# Part of IDGC of Siberia in Electric Energy Transmission Services

Открытое  
Акционерное  
Общество

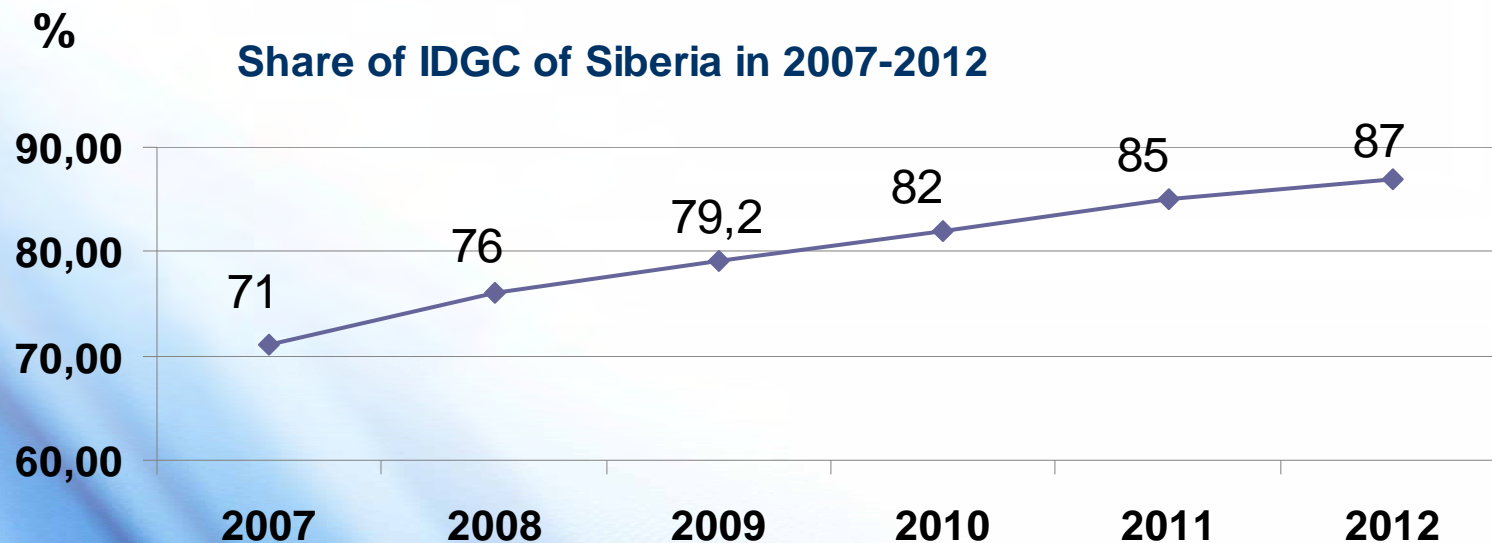



Межрегиональная  
распределительная сетевая  
компания Сибири



Strategy of IDGC to increase its share in electric energy transmission services :

- To purchase new network facilities;
- To build new network facilities.





## Definition of Capital Basis

• Original capital used to evaluate the regulatory capital basis is defined as full replacement value of assets with account of their physical, functional and outward depreciation by results of independent estimation

• Initial vested capital basis includes only production assets (high-voltage lines, substations, transformer substations)


• Investments made at the expense of technical connection are not included into the capital basis

## Forecast of initial capital cost with implementation of RAB methods

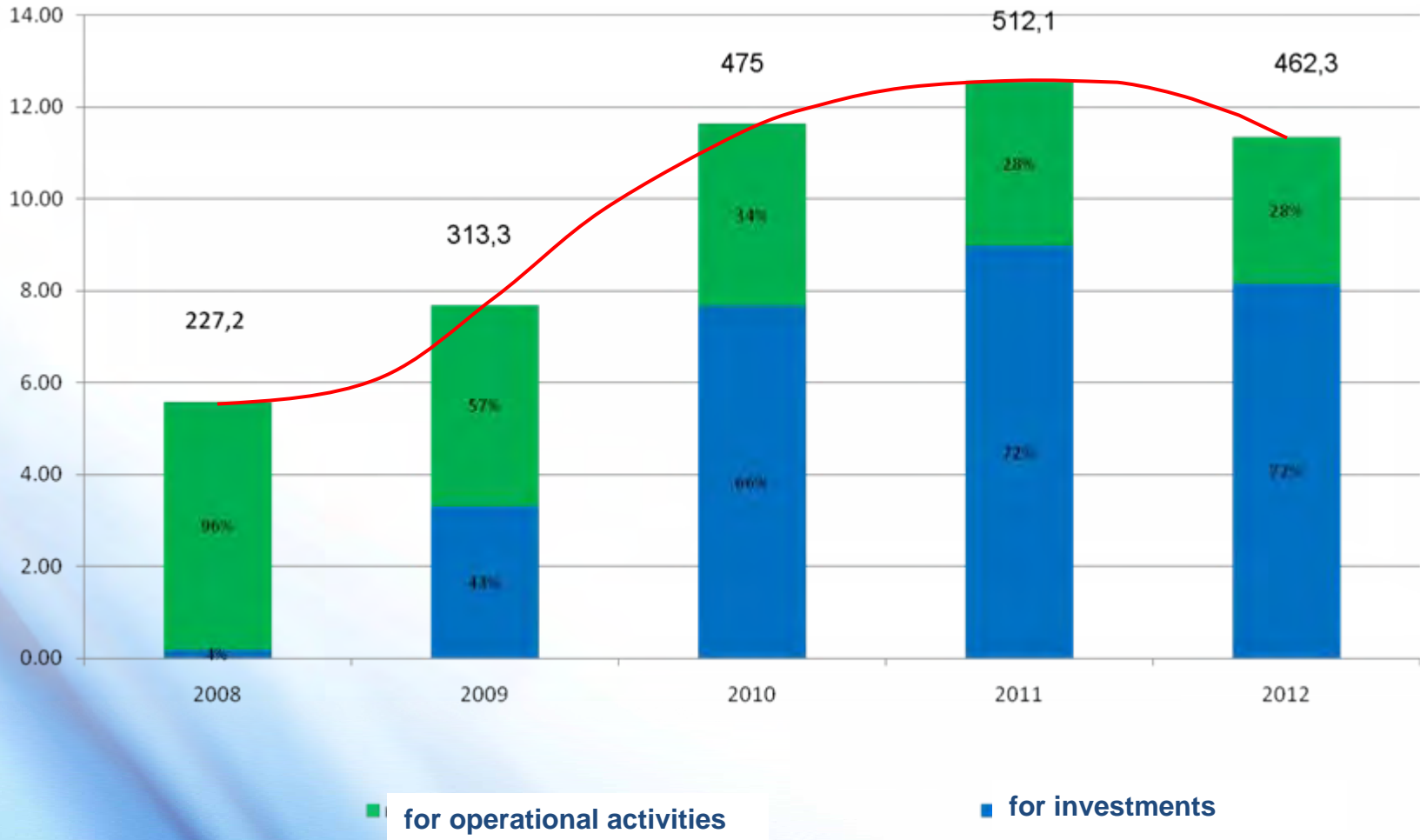
No. No.	Company	Residual value as of 01.01.08, \$million	Cost of company, reevaluated, \$million	Part in total volume, %
1	«Altaienergo»	387,3	499,4	13,8%
1.1	Altai krai	310,4	400,3	11,1%
1.2	Republic of Altai	76,9	99,1	2,7%
2	«Buryatenergo»	82,7	223,2	6,2%
3	«Krasnoyarskenergo»	272,4	782,2	21,7%
4	«Kuzbassenergo-REG»	230,6	778,4	21,5%
5	«Omskenergo»	117,9	448,5	12,4%
6	OJSC «TDC»	93,1	278,9	7,7%
7	OJSC «Tyvaenergo»	2,4	35,8	1,0%
8	«Khakasenergo»	61,0	241,6	6,7%
9	«Chitaenergo»	103,2	324,8	9,0%
10	<b>Total OJSC «IDGC of Siberia»</b>	<b>1 350,6</b>	<b>3612,8</b>	<b>100%</b>

# Credit Portfolio Dynamics (\$ million)

Открытое  
Акционерное  
Общество




Межрегиональная  
распределительная сетевая  
компания Сибири



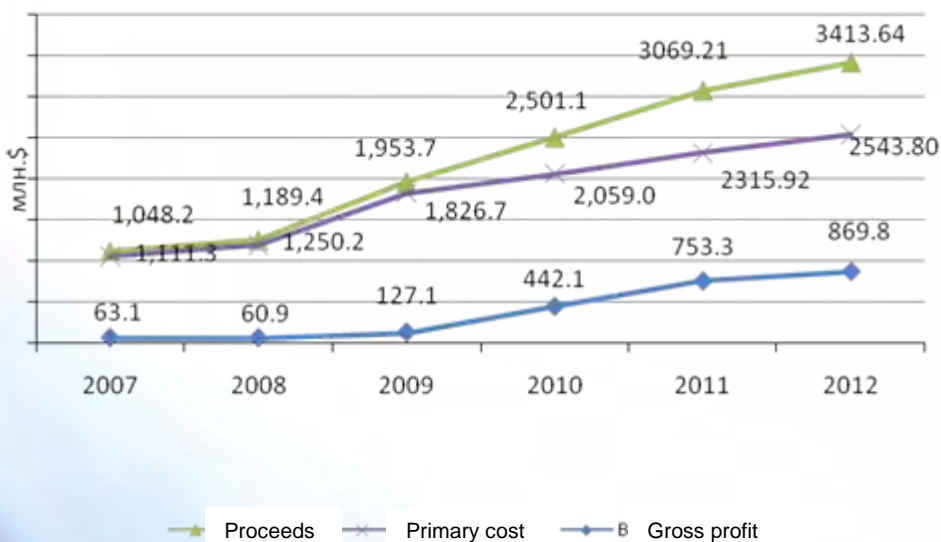
# Financial Performance

Открытое  
Акционерное  
Общество

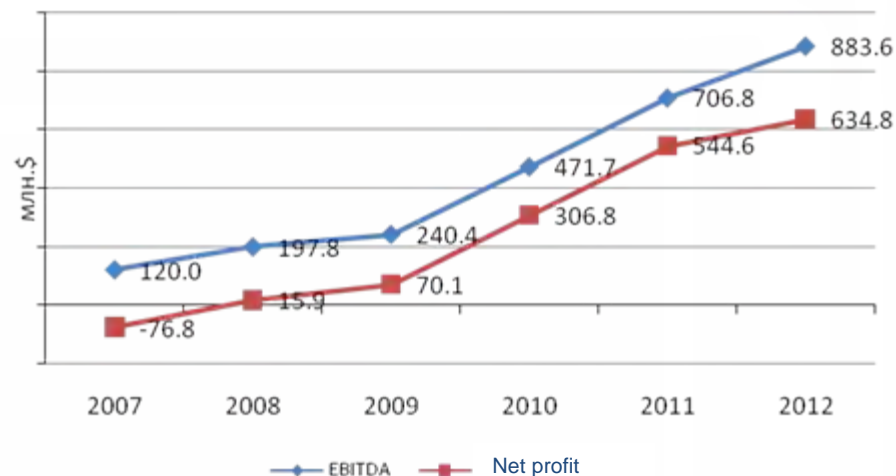


Межрегиональная  
распределительная сетевая  
компания Сибири

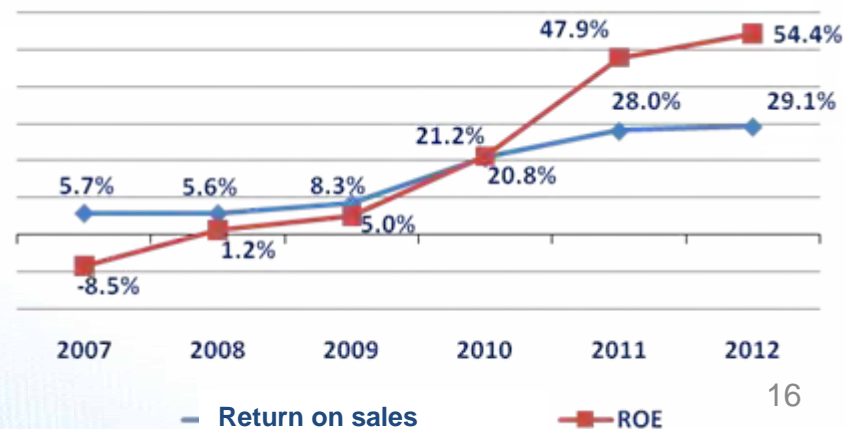
## Proceeds, primary cost, gross profit



## EBITDA and net profit




## Return on sales and return on equity, %





# Corporate Management System

Открытое  
Акционерное  
Общество



Межрегиональная  
распределительная сетевая  
компания Сибири

