

# St. Petersburg Sea Ports

Container Terminals and Vehicle Handling Terminals

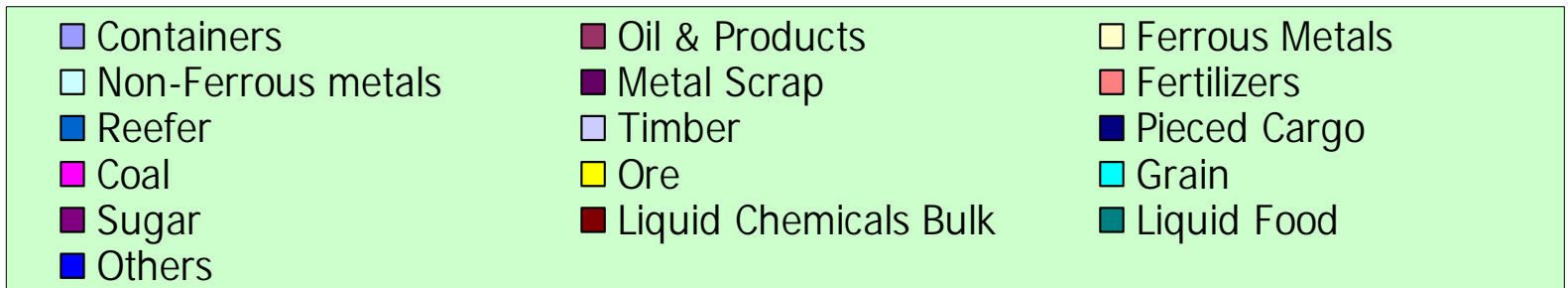
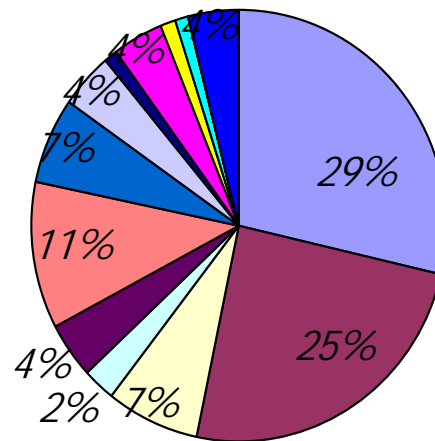
Update for Friday 5, September 2008

"K" Line (Europe) Limited St. Petersburg

# St. Petersburg Sea Ports

## Turnover Structure by Commodity in 2007

品目別取扱い割合 (2007年)



# St. Petersburg Sea Ports

## Turnover Structure by commodity (1000 ton)

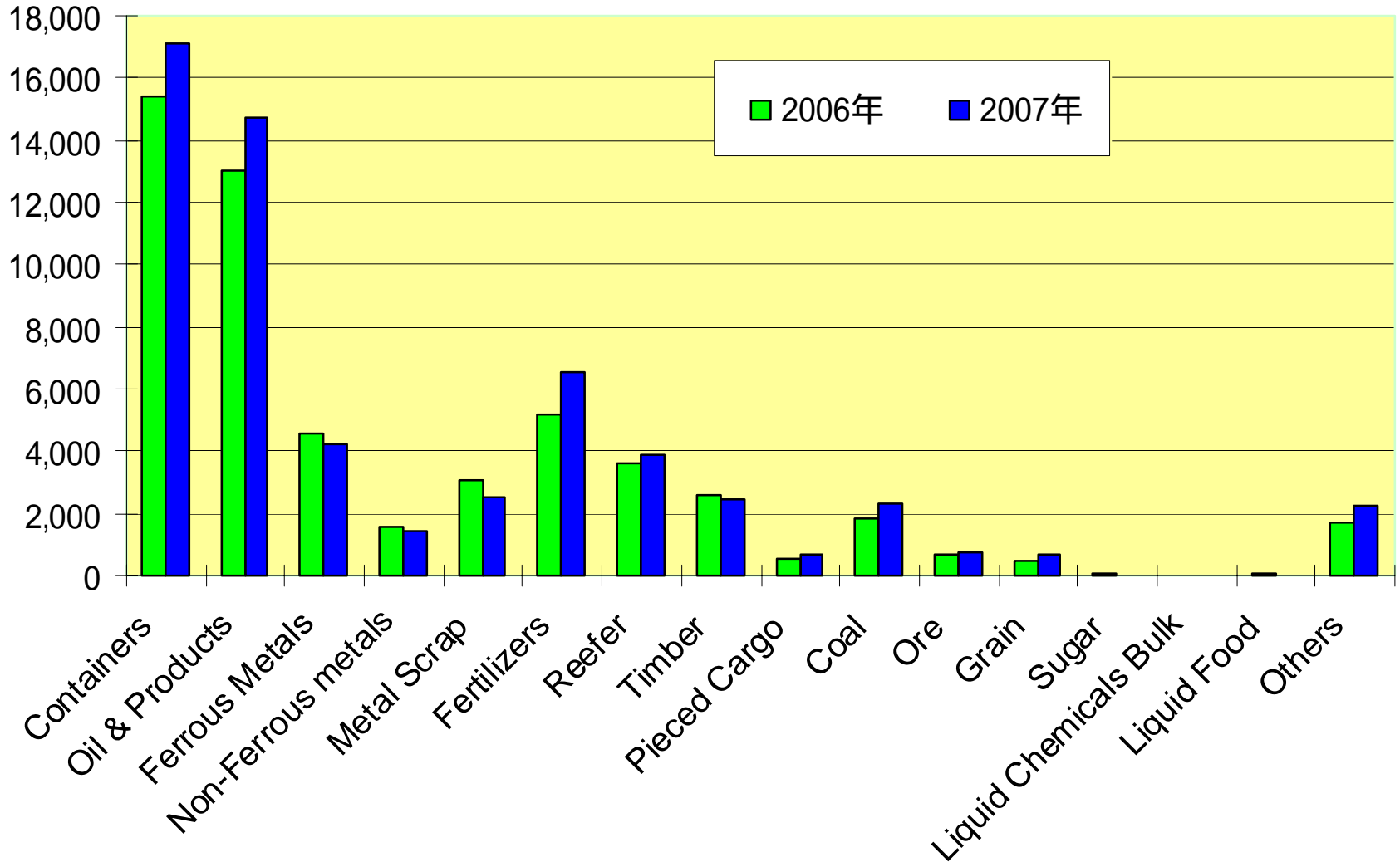
	2006	+Structure 06	2007	+Structure 07	07 vs. 06
Containers	15,443	28.5%	17,128	28.7%	10.9%
Oil & Products	12,995	24.0%	14,714	24.7%	13.2%
Ferrous Metals	4,540	8.4%	4,252	7.1%	-6.3%
Non-Ferrous metals	1,539	2.8%	1,464	2.5%	-4.9%
Metal Scrap	3,061	5.6%	2,494	4.2%	-18.5%
Fertilizers	5,199	9.6%	6,574	11.0%	26.4%
Reefer	3,608	6.7%	3,884	6.5%	7.6%
Timber	2,573	4.7%	2,428	4.1%	-5.6%
Pieced Cargo	558	1.0%	655	1.1%	17.4%
Coal	1,819	3.4%	2,308	3.9%	26.9%
Ore	660	1.2%	768	1.3%	16.4%
Grain	483	0.9%	665	1.1%	37.7%
Sugar	42	0.1%	0	0.0%	-100.0%
Liquid Chemicals Bulk	0	0.0%	6	0.0%	
Liquid Food	45	0.1%	16	0.0%	-65.0%
Others	1,676	3.1%	2,252	3.8%	34.4%
<b>Total</b>	<b>54,241</b>		<b>59,607</b>		<b>9.9%</b>

各ターミナルの取扱量は各ターミナル担当者からのヒアリングベース

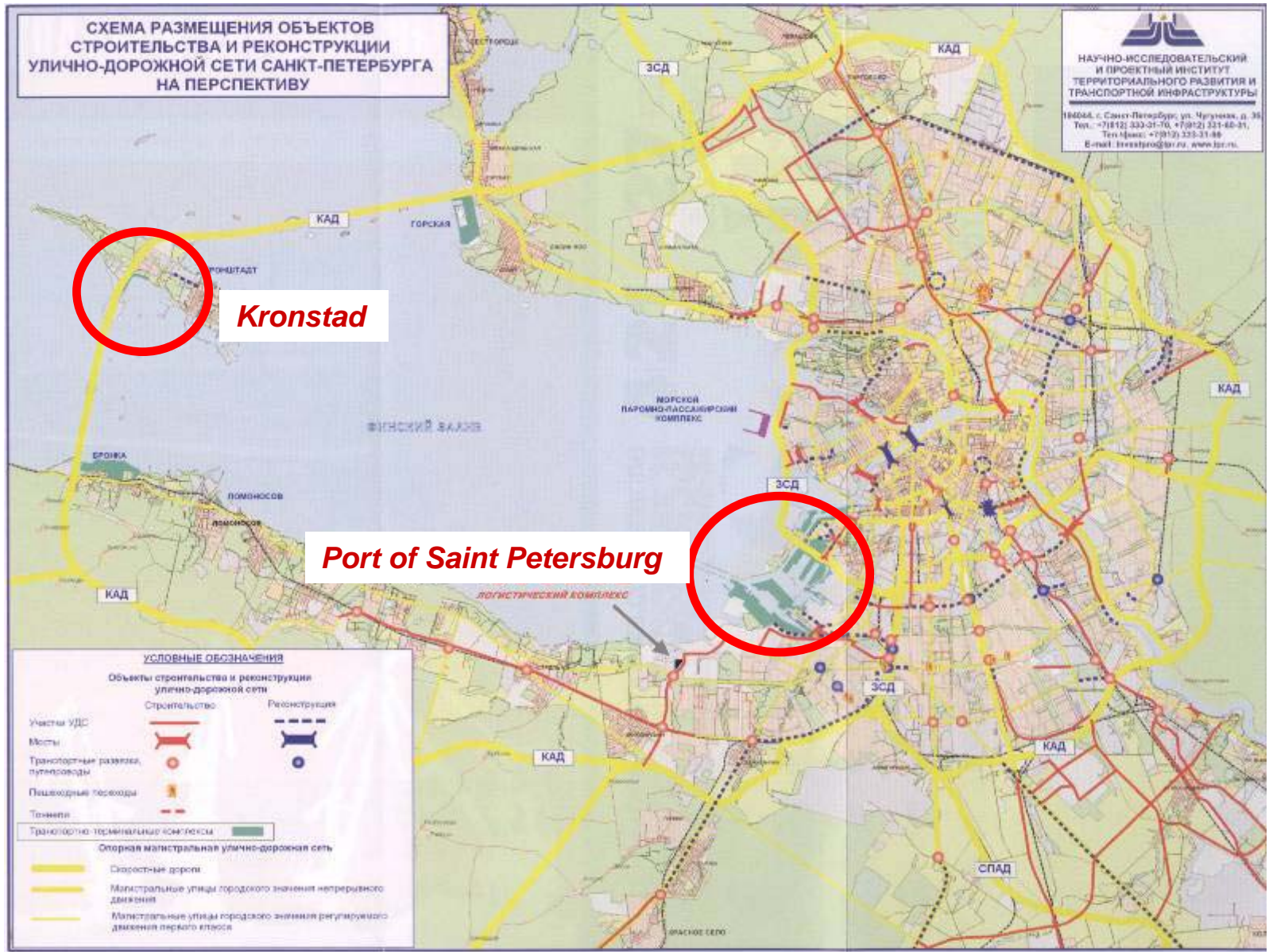
# St. Petersburg Sea Ports

## Turnover Structure by commodity

(1000 ton)



# Saint Petersburg Area Map







# St. Petersburg Sea Ports

## Container Terminals

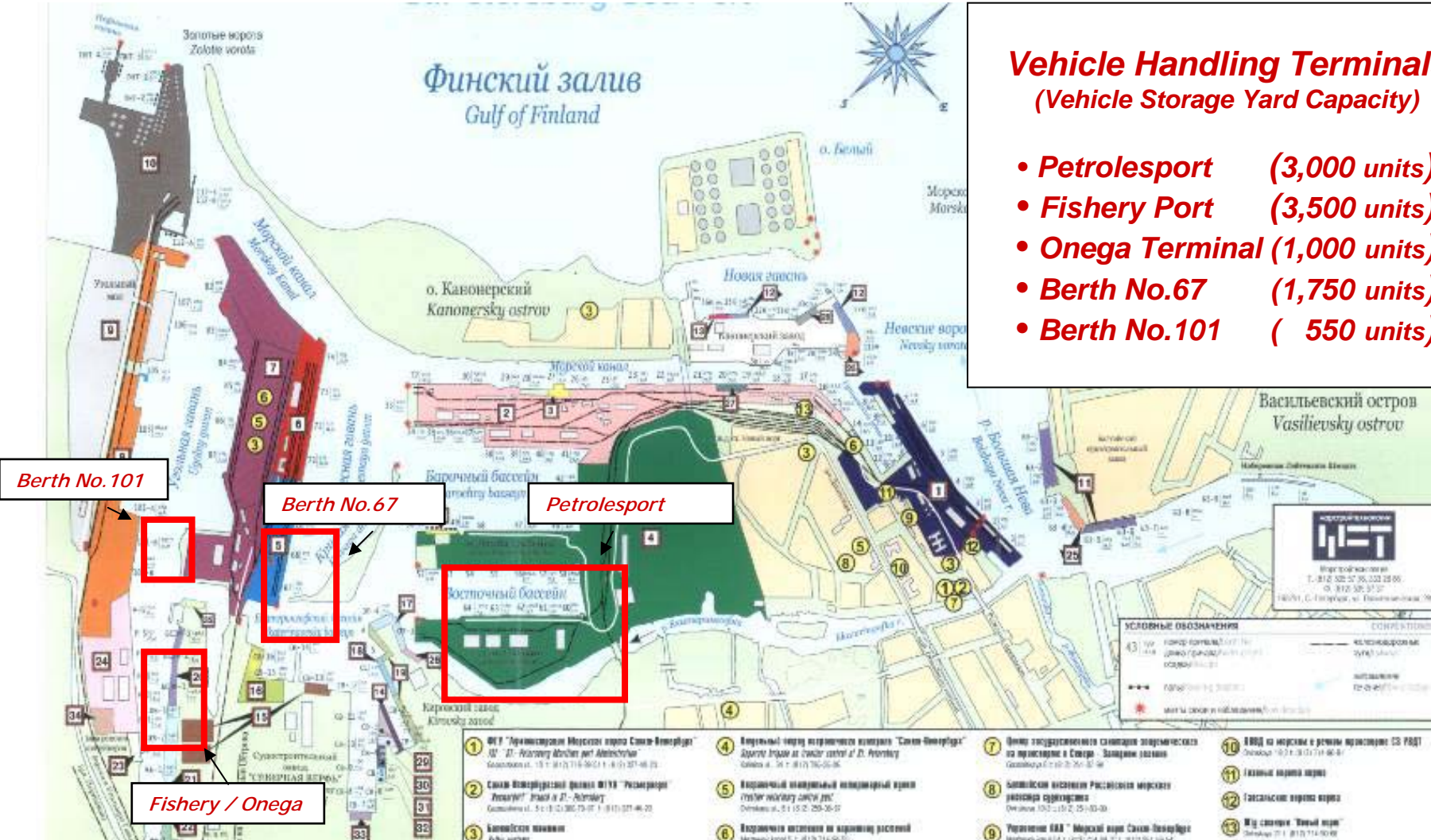
	First Container Terminal	Petrolesport	Kronstadt (Moby Dik)	Total of FCT/PLP/Moby Dik	Increase Ratio
Prospect for 2008	1,100,000 TEU	500,000 TEU	230000 TEU	1,830,000 TEU	18%
2007	959,032 TEU	368,000 TEU	222,465 TEU	1,549,497 TEU	14%
2006	889,000 TEU	313,037 TEU	159,000 TEU	1,361,037 TEU	31%
2005	722,427 TEU	196,483 TEU	116,900 TEU	1,035,810 TEU	45%
2004	531,231 TEU	111,151 TEU	70,000 TEU	712,382 TEU	22%
2003	432,988 TEU	92,438 TEU	58,000 TEU	583,426 TEU	36%

各ターミナルの取扱量は各ターミナル担当者からのヒアリングベース

# St. Petersburg Sea Port Vehicle Handling Terminals

## Vehicle Handling Terminals (Vehicle Storage Yard Capacity)

- **Petrolesport (3,000 units)**
- **Fishery Port (3,500 units)**
- **Onega Terminal (1,000 units)**
- **Berth No.67 (1,750 units)**
- **Berth No.101 ( 550 units)**



各ターミナルの取扱量は各ターミナル担当者からのヒアリングベース



# Ports of Leningrad Region

1. Vyborg
2. Vysotsk
3. Primorsk
4. Ust-Luga :

## General Plan

- Coal Terminal
- Ferry Terminal
- Oil Products Terminal
- Bunkering Terminal
- General Cargo Terminal
- Multi purpose Terminal (Yug-2 Terminal)
- Baltic Container Terminal
- Novaya Gavan (Container/Multi purpose Terminal)
- etc

# Ust-Luga

Vehicle storage/handling Terminal  
Commenced vehicle handling in June 2008

